



TWG
2025
CHENGDU



CANOE MARATHON

RESULTS BOOK

TABLE OF CONTENTS




	Canoe Marathon	1
1	Table of Contents	2
2	Competition Schedule	4
3	Number of Entries by NOC	5
4	Entry List by NOC	6
5	Competition Summary	9
6	Medallists by Event	11
7	Medal Standings	12
8	Final Placing by NOC	13
9	Men's K1 Short Distance	14
9.1	Entry List by Event	15
9.2	Event Ranking	16
9.3	Medallists	17
9.4	Final	18
9.4.1	Start List	18
9.4.2	Results	19
9.5	Heats	21
9.5.1	Start List	21
9.5.2	Heat 1 Results	22
9.5.3	Heat 2 Results	23
10	Men's K1 Long Distance	24
10.1	Entry List by Event	25
10.2	Event Ranking	26
10.3	Medallists	27
10.4	Final	28
10.4.1	Start List	28
10.4.2	Results	29
11	Women's K1 Short Distance	32
11.1	Entry List by Event	33
11.2	Event Ranking	34
11.3	Medallists	35
11.4	Final	36
11.4.1	Start List	36
11.4.2	Results	37
11.5	Heats	39
11.5.1	Start List	39
11.5.2	Heat 1 Results	40

RESULTS BOOK

TABLE OF CONTENTS

11.5.3	Heat 2 Results	41
12	Women's K1 Long Distance	42
12.1	Entry List by Event	43
12.2	Event Ranking	44
12.3	Medallists	45
12.4	Final	46
12.4.1	Start List	46
12.4.2	Results	47




Competition Schedule

As of FRI 8 AUG 2025

Date	Start Time	Event
SAT 9 AUG	9:20	Women's K1 Short Distance Heats
	10:50	Men's K1 Short Distance Heats
	17:00	Women's K1 Short Distance Final
	17:30	Men's K1 Short Distance Final
SUN 10 AUG	15:15	Women's K1 Long Distance Final
	17:15	Men's K1 Long Distance Final

Note:

Please check online for more details and the latest updates.



Number of Entries by NOC

As of WED 13 AUG 2025

NOC	Total	
	Boats	Athletes
ARG - Argentina	4	2
AUS - Australia	4	2
BEL - Belgium	2	1
CHN - People's Republic of China	4	2
CZE - Czechia	4	2
DEN - Denmark	4	2
ESP - Spain	4	2
EST - Estonia	2	1
FRA - France	4	2
GBR - Great Britain	4	2
GER - Germany	4	2
HUN - Hungary	4	2
IRL - Ireland	2	1
ITA - Italy	4	2
JPN - Japan	4	2
NED - Netherlands	4	2
NOR - Norway	2	1
NZL - New Zealand	2	1
POL - Poland	2	1
POR - Portugal	4	2
RSA - South Africa	4	2
SRB - Serbia	2	1
SVK - Slovakia	2	1
SWE - Sweden	2	1
UKR - Ukraine	2	1
Total: 25		40


Note:

Athletes competing in more than one event are counted only once in the "Total - Athletes" column.

Legend:

K1 Kayak Single


Timing and Results provided by Tissot



Entry List by NOC

As of WED 13 AUG 2025

NOC	Bib	Gender	Event	Date of Birth
ARG - Argentina				
CACERES Juan	1	M	K1 Long Distance	31 JAN 1992
			K1 Short Distance	
COLLUEQUE Cecilia	2	F	K1 Long Distance	13 DEC 1983
			K1 Short Distance	
AUS - Australia				
KIPPIN Joshua Frank	3	M	K1 Long Distance	19 NOV 1990
			K1 Short Distance	
MANN Rebecca	4	F	K1 Long Distance	15 SEP 1995
			K1 Short Distance	
BEL - Belgium				
COX Daan	5	M	K1 Long Distance	18 AUG 1997
			K1 Short Distance	
CHN - People's Republic of China				
DING Shengkai	6	M	K1 Long Distance	4 FEB 2005
			K1 Short Distance	
ZHOU Yue Xin	7	F	K1 Long Distance	15 SEP 2007
			K1 Short Distance	
CZE - Czechia				
ZAVREL Jakub	8	M	K1 Long Distance	28 JAN 1996
			K1 Short Distance	
MILOVA Katerina	9	F	K1 Long Distance	16 JUN 2000
			K1 Short Distance	
DEN - Denmark				
PEDERSEN Mads Brandt	10	M	K1 Long Distance	4 JUL 1996
			K1 Short Distance	
HOSTRUP Pernille	11	F	K1 Long Distance	1 SEP 2002
			K1 Short Distance	
ESP - Spain				
ALONSO Ivan	13	M	K1 Long Distance	21 OCT 1985
			K1 Short Distance	
BARRIOS Eva	12	F	K1 Long Distance	24 OCT 1989
			K1 Short Distance	
EST - Estonia				
BAUM Anette	14	F	K1 Long Distance	24 MAR 1998
			K1 Short Distance	
FRA - France				
CANDY Jeremy	15	M	K1 Long Distance	4 SEP 1990
			K1 Short Distance	
FOREST Mathilde	16	F	K1 Long Distance	8 JUN 2002
			K1 Short Distance	
GBR - Great Britain				
RUSSELL James	17	M	K1 Long Distance	4 NOV 1997
			K1 Short Distance	
JOHNSON Melissa	18	F	K1 Long Distance	6 DEC 1997
			K1 Short Distance	



Entry List by NOC

As of WED 13 AUG 2025

NOC	Bib	Gender	Event	Date of Birth
GER - Germany				
PAUFLER Nico	20	M	K1 Long Distance	8 JUN 1998
HEUSER Caroline	19	F	K1 Short Distance	17 MAR 2007
			K1 Long Distance	
			K1 Short Distance	
HUN - Hungary				
NOE Balint	21	M	K1 Long Distance	5 OCT 1993
KISZLI Vanda	22	F	K1 Short Distance	27 DEC 1993
			K1 Long Distance	
			K1 Short Distance	
IRL - Ireland				
DONNELLAN Paul	23	M	K1 Long Distance	27 NOV 2004
			K1 Short Distance	
ITA - Italy				
DAL BIANCO Andrea	24	M	K1 Long Distance	9 NOV 1995
CICALI Susanna	25	F	K1 Short Distance	12 NOV 1992
			K1 Long Distance	
			K1 Short Distance	
JPN - Japan				
SHIMOGAWA Hiroki	26	M	K1 Long Distance	5 SEP 2000
TOHDA Honami	27	F	K1 Short Distance	19 JUL 1997
			K1 Long Distance	
			K1 Short Distance	
NED - Netherlands				
DEKKER Milan	29	M	K1 Long Distance	23 JUN 2001
SCHIPHORST Kitty	28	F	K1 Short Distance	4 JAN 1991
			K1 Long Distance	
			K1 Short Distance	
NOR - Norway				
VOLD Jon	30	M	K1 Long Distance	23 NOV 1997
			K1 Short Distance	
NZL - New Zealand				
KEMP Emma	31	F	K1 Long Distance	30 MAY 2000
			K1 Short Distance	
POL - Poland				
WYSZKOWSKI Igor	32	M	K1 Long Distance	20 DEC 2005
			K1 Short Distance	
POR - Portugal				
RAMALHO Jose	33	M	K1 Long Distance	11 AUG 1982
SANTOS REI Maria	34	F	K1 Short Distance	30 JAN 2000
			K1 Long Distance	
			K1 Short Distance	
RSA - South Africa				
LOVEMORE Hamish	35	M	K1 Long Distance	19 AUG 1999
HOCKLY Saskia	36	F	K1 Short Distance	20 FEB 2004
			K1 Long Distance	
			K1 Short Distance	




Entry List by NOC

As of WED 13 AUG 2025

NOC	Bib	Gender	Event	Date of Birth
SRB - Serbia BEDOCS Krisztina	37	F	K1 Long Distance K1 Short Distance	20 NOV 1986
SVK - Slovakia SVECOVA Romana	38	F	K1 Long Distance K1 Short Distance	9 NOV 2005
SWE - Sweden ANDERSSON Melina	39	F	K1 Long Distance K1 Short Distance	27 JUL 1999
UKR - Ukraine REDKO Maksym	40	M	K1 Long Distance K1 Short Distance	19 MAY 2000

Note:
All updates until the start of competition are available online.

Legend:
F Female K1 Kayak Single M Male



Competition Summary

As of SUN 10 AUG 2025

Medallists	Finalists			
	Men		Women	
	K1 Short Distance	K1 Long Distance	K1 Short Distance	K1 Long Distance
Gold	DEN 13:45.46 (1)	DEN 1:35:28.44 (1)	SWE 15:20.64 (1)	SWE 1:48:11.11 (1)
Silver	RSA 13:45.61 (2)	RSA 1:35:39.17 (2)	HUN 15:36.86 (2)	HUN 1:49:54.75 (2)
Bronze	POR 14:08.95 (3)	POR 1:36:25.10 (3)	ITA 15:43.79 (3)	DEN 1:51:16.60 (3)
	FRA 14:13.33 (4)	FRA 1:36:32.68 (4)	DEN 16:05.49 (4)	POR 1:51:23.75 (4)
	GER 14:16.26 (5)	HUN 1:38:04.12 (5)	ESP 16:06.01 (5)	CZE 1:51:36.77 (5)
	ARG 14:16.87 (6)	GBR 1:38:04.73 (6)	POR 16:07.97 (6)	ESP 1:51:53.84 (6)
	NOR 14:17.03 (7)	GER 1:38:38.79 (7)	CZE 16:08.57 (7)	CHN 1:52:21.84 (7)
	HUN 14:22.06 (8)	AUS 1:38:39.48 (8)	AUS 16:12.40 (8)	AUS 1:52:24.56 (8)
	ESP 14:31.29 (9)	CZE 1:39:40.71 (9)	NZL 16:20.01 (9)	RSA 1:54:18.72 (9)
	GBR 14:38.95 (10)	ITA 1:39:43.02 (10)	SVK 16:21.27 (10)	NED 1:54:39.07 (10)
	AUS 14:43.29 (11)	ESP 1:40:56.23 (11)	GER 16:24.34 (11)	SVK 1:55:13.06 (11)
	CZE 14:45.44 (12)	NOR 1:41:48.82 (12)	NED 16:28.91 (12)	GER 1:57:02.34 (12)
	IRL 14:48.81 (13)	NED 1:41:57.97 (13)	GBR 16:46.89 (13)	NZL 1:58:08.33 (13)
	ITA 14:52.66 (14)	UKR 1:42:00.69 (14)	SRB 17:10.11 (14)	GBR 2:01:12.04 (14)
	NED 14:54.83 (15)	ARG 1:43:21.27 (15)	CHN DNF (15)	EST LAP (15)
	BEL 15:39.77 (16)	BEL 1:43:46.50 (16)		FRA LAP (16)
		IRL 1:45:37.80 (17)		ARG LAP (17)
		POL LAP (18)		ITA SRB DNF (18)
		CHN LAP (19)		
		JPN LAP (20)		
				JPN DNS



Competition Summary

As of SUN 10 AUG 2025

Eliminated in Heats			
Men		Women	
K1 Short Distance	K1 Long Distance	K1 Short Distance	K1 Long Distance
POL 15:25.50 (17)		FRA 17:18.97 (16)	
UKR 15:27.68 (18)		RSA 17:28.48 (17)	
CHN 16:35.32 (19)		ARG 17:36.85 (18)	
JPN 16:55.21 (20)		EST 17:38.22 (19)	
		JPN 19:37.73 (20)	

Legend:

DNF Did Not Finish

DNS Did Not Start

K1 Kayak Single



Medallists by Event

As of SUN 10 AUG 2025 at 19:13

After 4 of 4 Events

Event	Date	Medal	Name	NOC Code
Men's K1 Long Distance	SUN 10 AUG	GOLD	PEDERSEN Mads Brandt	DEN
		SILVER	LOVEMORE Hamish	RSA
		BRONZE	RAMALHO Jose	POR
Women's K1 Long Distance	SUN 10 AUG	GOLD	ANDERSSON Melina	SWE
		SILVER	KISZLI Vanda	HUN
		BRONZE	HOSTRUP Pernille	DEN
Men's K1 Short Distance	SAT 9 AUG	GOLD	PEDERSEN Mads Brandt	DEN
		SILVER	LOVEMORE Hamish	RSA
		BRONZE	RAMALHO Jose	POR
Women's K1 Short Distance	SAT 9 AUG	GOLD	ANDERSSON Melina	SWE
		SILVER	KISZLI Vanda	HUN
		BRONZE	CICALI Susanna	ITA



Medal Standings


As of SUN 10 AUG 2025 at 19:13

After 4 of 4 Events

Rank	NOC	Men				Women				Total				Rank by Total
		G	S	B	Tot.	G	S	B	Tot.	G	S	B	Tot.	
1	DEN - Denmark	2			2			1	1	2		1	3	1
2	SWE - Sweden					2			2	2			2	=2
3	HUN - Hungary						2		2		2		2	=2
3	RSA - South Africa		2		2						2		2	=2
5	POR - Portugal			2	2							2	2	=2
6	ITA - Italy							1	1			1	1	6
Total:		2	2	2	6	2	2	2	6	4	4	4	12	

Note:
Rank by Total is calculated by the total number of gold, silver and bronze medals.

Legend:
= Equal sign indicates that two or more NOCs share the same rank by total
B Bronze G Gold S Silver Tot. Total



Final Placing by NOC

As of WED 13 AUG 2025

NOC	Men		Women		NOC Code
	K1 Long Distance	K1 Short Distance	K1 Long Distance	K1 Short Distance	
ARG - Argentina	15	6	17	18	ARG
AUS - Australia	8	11	8	8	AUS
BEL - Belgium	16	16			BEL
CHN - People's Republic of China	19	19	7	DNF	CHN
CZE - Czechia	9	12	5	7	CZE
DEN - Denmark	1	1	3	4	DEN
ESP - Spain	11	9	6	5	ESP
EST - Estonia			15	19	EST
FRA - France	4	4	16	16	FRA
GBR - Great Britain	6	10	14	13	GBR
GER - Germany	7	5	12	11	GER
HUN - Hungary	5	8	2	2	HUN
IRL - Ireland	17	13			IRL
ITA - Italy	10	14	DNF	3	ITA
JPN - Japan	20	20	DNS	20	JPN
NED - Netherlands	13	15	10	12	NED
NOR - Norway	12	7			NOR
NZL - New Zealand			13	9	NZL
POL - Poland	18	17			POL
POR - Portugal	3	3	4	6	POR
RSA - South Africa	2	2	9	17	RSA
SRB - Serbia			DNF	14	SRB
SVK - Slovakia			11	10	SVK
SWE - Sweden			1	1	SWE
UKR - Ukraine	14	18			UKR

Legend:
K1 Kayak Single



TWG
2025
CHENGDU



CANOE MARATHON

Men's K1 Short Distance



Entry List by Event

As of WED 6 AUG 2025

Bib ARG

1 CACERES Juan

Bib CZE

8 ZAVREL Jakub

Bib GBR

17 RUSSELL James

Bib ITA

24 DAL BIANCO Andrea

Bib POL

32 WYSZKOWSKI Igor

Bib AUS

3 KIPPIN Joshua Frank

Bib DEN

10 PEDERSEN Mads Brandt

Bib GER

20 PAUFLER Nico

Bib JPN

26 SHIMOGAWA Hiroki

Bib POR

33 RAMALHO Jose

Bib BEL

5 COX Daan

Bib ESP

13 ALONSO Ivan

Bib HUN

21 NOE Balint

Bib NED

29 DEKKER Milan

Bib RSA

35 LOVEMORE Hamish

Bib CHN

6 DING Shengkai

Bib FRA

15 CANDY Jeremy

Bib IRL

23 DONNELLAN Paul


Bib NOR

30 VOLD Jon

Bib UKR

40 REDKO Maksym

Note:
List of NOCs by alphabetical order.



Event Ranking

As of SAT 9 AUG 2025

Rank	NOC Code	Name
Final		
1	DEN	PEDERSEN Mads Brandt
2	RSA	LOVEMORE Hamish
3	POR	RAMALHO Jose
4	FRA	CANDY Jeremy
5	GER	PAUFLER Nico
6	ARG	CACERES Juan
7	NOR	VOLD Jon
8	HUN	NOE Balint
9	ESP	ALONSO Ivan
10	GBR	RUSSELL James
11	AUS	KIPPIN Joshua Frank
12	CZE	ZAVREL Jakub
13	IRL	DONNELLAN Paul
14	ITA	DAL BIANCO Andrea
15	NED	DEKKER Milan
16	BEL	COX Daan
Eliminated in Heats		
17	POL	WYSZKOWSKI Igor
18	UKR	REDKO Maksym
19	CHN	DING Shengkai
20	JPN	SHIMOGAWA Hiroki




Medallists

Medal	Name	NOC
GOLD	PEDERSEN Mads Brandt	DEN - Denmark
SILVER	LOVEMORE Hamish	RSA - South Africa
BRONZE	RAMALHO Jose	POR - Portugal



Start List

Start Order	Boat Bib	Final Race 19 17:30
1	156 CZE 8 ZAVREL Jakub	
2	157 ITA 24 DAL BIANCO Andrea	
3	158 BEL 5 COX Daan	
4	159 AUS 3 KIPPIN Joshua Frank	
5	160 HUN 21 NOE Balint	
6	161 GBR 17 RUSSELL James	
7	162 FRA 15 CANDY Jeremy	
8	163 RSA 35 LOVEMORE Hamish	
9	164 ESP 13 ALONSO Ivan	
10	165 GER 20 PAUFLER Nico	
11	166 POR 33 RAMALHO Jose	
12	167 NOR 30 VOLD Jon	
13	168 DEN 10 PEDERSEN Mads Brandt	
14	169 ARG 1 CACERES Juan	
15	170 IRL 23 DONNELLAN Paul	
16	171 NED 29 DEKKER Milan	



SAT 9 AUG 2025

Start Time: 17:29

Results

Race 19

Rank	Boat	NOC Code	Bib	Name	1400m		2400m		3400m	
1	168	DEN	10	PEDERSEN Mads Brandt	5:37.92	(2)	9:44.91	(1)	13:45.46	(1)
					3.31		4:06.99	(1)	4:00.55	(2)
2	163	RSA	35	LOVEMORE Hamish	5:34.61	(1)	9:45.65	(2)	13:45.61	(2)
							4:11.04	(4)	3:59.96	(1)
							0.74		0.15	
3	166	POR	33	RAMALHO Jose	5:41.74	(5)	10:00.61	(4)	14:08.95	(3)
							4:18.87	(7)	4:08.34	(5)
					7.13		15.70		23.49	
4	162	FRA	15	CANDY Jeremy	6:01.37	(12)	10:10.57	(7)	14:13.33	(4)
							4:09.20	(2)	4:02.76	(3)
					26.76		25.66		27.87	
5	165	GER	20	PAUFLER Nico	5:58.58	(9)	10:12.30	(9)	14:16.26	(5)
							4:13.72	(6)	4:03.96	(4)
					23.97		27.39		30.80	
6	169	ARG	1	CACERES Juan	5:38.51	(3)	10:02.35	(5)	14:16.87	(6)
							4:23.84	(12)	4:14.52	(7)
					3.90		17.44		31.41	
7	167	NOR	30	VOLD Jon	5:40.52	(4)	9:49.84	(3)	14:17.03	(7)
							4:09.32	(3)	4:27.19	(14)
					5.91		4.93		31.57	
8	160	HUN	21	NOE Balint	5:46.27	(7)	10:09.10	(6)	14:22.06	(8)
							4:22.83	(10)	4:12.96	(6)
					11.66		24.19		36.60	
9	164	ESP	13	ALONSO Ivan	5:58.94	(10)	10:12.59	(10)	14:31.29	(9)
							4:13.65	(5)	4:18.70	(8)
					24.33		27.68		45.83	
10	161	GBR	17	RUSSELL James	5:45.38	(6)	10:11.89	(8)	14:38.95	(10)
							4:26.51	(14)	4:27.06	(13)
					10.77		26.98		53.49	
11	159	AUS	3	KIPPIN Joshua Frank	5:47.25	(8)	10:13.55	(11)	14:43.29	(11)
							4:26.30	(13)	4:29.74	(15)
					12.64		28.64		57.83	
12	156	CZE	8	ZAVREL Jakub	6:04.74	(13)	10:25.93	(12)	14:45.44	(12)
							4:21.19	(9)	4:19.51	(9)
					30.13		41.02		59.98	
13	170	IRL	23	DONNELLAN Paul	6:06.49	(14)	10:27.51	(13)	14:48.81	(13)
							4:21.02	(8)	4:21.30	(11)
					31.88		42.60		1:03.35	
14	157	ITA	24	DAL BIANCO Andrea	6:08.24	(15)	10:31.58	(15)	14:52.66	(14)
							4:23.34	(11)	4:21.08	(10)
					33.63		46.67		1:07.20	
15	171	NED	29	DEKKER Milan	6:01.21	(11)	10:29.00	(14)	14:54.83	(15)
							4:27.79	(15)	4:25.83	(12)
					26.60		44.09		1:09.37	

Timing and Results provided by Tissot



Results

Start Time: 17:29

Race 19

Rank	Boat	NOC Code	Bib	Name	1400m		2400m		3400m	
16	158	BEL	5	COX Daan	6:13.78	(16)	10:53.99	(16)	15:39.77	(16)
							4:40.21	(16)	4:45.78	(16)
					39.17		1:09.08		1:54.31	



Start List

Start Order	Boat Bib	Heat 1 Race 7 10:50	Boat Bib	Heat 2 Race 10 11:50
1	121	NED 29 DEKKER Milan	131	CZE 8 ZAVREL Jakub
2	122	DEN 10 PEDERSEN Mads Brandt	132	IRL 23 DONNELLAN Paul
3	123	POR 33 RAMALHO Jose	133	ARG 1 CACERES Juan
4	124	GER 20 PAUFLER Nico	134	GBR 17 RUSSELL James
5	125	NOR 30 VOLD Jon	135	RSA 35 LOVEMORE Hamish
6	126	ESP 13 ALONSO Ivan	136	FRA 15 CANDY Jeremy
7	127	CHN 6 DING Shengkai	137	HUN 21 NOE Balint
8	128	POL 32 WYSZKOWSKI Igor	138	JPN 26 SHIMOGAWA Hiroki
9	129	ITA 24 DAL BIANCO Andrea	139	AUS 3 KIPPIN Joshua Frank
10	130	UKR 40 REDKO Maksym	140	BEL 5 COX Daan

Progression System: **Fastest 5 in each heat and 5 next best times qualify to Final.**



SAT 9 AUG 2025

Results

Start Time: 10:52

Race 7

Rank	Boat	NOC Code	Bib	Name	1400m		2400m		3400m		
1	126	ESP	13	ALONSO Ivan	5:57.56	(4)	10:18.38	(4)	14:47.90	(1)	F
							4:20.82	(3)	4:29.52	(4)	
					1.38		3.08				
2	124	GER	20	PAUFLER Nico	5:56.18	(1)	10:15.30	(1)	14:47.94	(2)	F
							4:19.12	(1)	4:32.64	(8)	
									0.04		
3	123	POR	33	RAMALHO Jose	5:56.50	(2)	10:17.54	(2)	14:48.47	(3)	F
							4:21.04	(4)	4:30.93	(5)	
					0.32		2.24		0.57		
4	125	NOR	30	VOLD Jon	5:57.17	(3)	10:17.78	(3)	14:49.44	(4)	F
							4:20.61	(2)	4:31.66	(6)	
					0.99		2.48		1.54		
5	122	DEN	10	PEDERSEN Mads Brandt	5:58.37	(5)	10:38.26	(6)	14:57.37	(5)	F
							4:39.89	(6)	4:19.11	(1)	
					2.19		22.96		9.47		
6	129	ITA	24	DAL BIANCO Andrea	5:59.17	(6)	10:29.21	(5)	14:58.33	(6)	F
							4:30.04	(5)	4:29.12	(3)	
					2.99		13.91		10.43		
7	128	POL	32	WYSZKOWSKI Igor	6:14.10	(9)	10:57.07	(8)	15:25.50	(7)	X
							4:42.97	(7)	4:28.43	(2)	
					17.92		41.77		37.60		
8	130	UKR	40	REDKO Maksym	6:08.18	(8)	10:55.43	(7)	15:27.68	(8)	X
							4:47.25	(8)	4:32.25	(7)	
					12.00		40.13		39.78		
9	121	NED	29	DEKKER Milan	6:07.91	(7)	10:58.49	(9)	15:48.18	(9)	X
							4:50.58	(9)	4:49.69	(9)	
					11.73		43.19		1:00.28		
10	127	CHN	6	DING Shengkai	6:16.41	(10)	11:23.58	(10)	16:35.32	(10)	X
							5:07.17	(10)	5:11.74	(10)	
					20.23		1:08.28		1:47.42		

Progression System **Fastest 5 in each heat and 5 next best times qualify to Final.**

Legend:
F Qualified for Final X Eliminated



SAT 9 AUG 2025

Results

Start Time: 11:49

Race 10

Rank	Boat	NOC Code	Bib	Name	1400m		2400m		3400m		
1	135	RSA	35	LOVEMORE Hamish	5:51.08	(1)	10:18.40	(4)	14:34.74	(1)	F
							4:27.32	(6)	4:16.34	(1)	
							3.25				
2	136	FRA	15	CANDY Jeremy	5:59.89	(6)	10:15.47	(2)	14:35.95	(2)	F
							4:15.58	(1)	4:20.48	(2)	
					8.81		0.32		1.21		
3	134	GBR	17	RUSSELL James	5:52.02	(3)	10:15.15	(1)	14:36.43	(3)	F
							4:23.13	(3)	4:21.28	(3)	
					0.94				1.69		
4	137	HUN	21	NOE Balint	5:51.96	(2)	10:16.58	(3)	14:40.17	(4)	F
							4:24.62	(5)	4:23.59	(6)	
					0.88		1.43		5.43		
5	139	AUS	3	KIPPIN Joshua Frank	5:56.45	(5)	10:31.21	(6)	14:53.75	(5)	F
							4:34.76	(9)	4:22.54	(5)	
					5.37		16.06		19.01		
6	140	BEL	5	COX Daan	6:09.82	(8)	10:33.48	(8)	14:55.81	(6)	F
							4:23.66	(4)	4:22.33	(4)	
					18.74		18.33		21.07		
7	133	ARG	1	CACERES Juan	5:52.71	(4)	10:24.41	(5)	14:57.81	(7)	F
							4:31.70	(8)	4:33.40	(9)	
					1.63		9.26		23.07		
8	132	IRL	23	DONNELLAN Paul	6:10.60	(9)	10:31.86	(7)	15:00.39	(8)	F
							4:21.26	(2)	4:28.53	(7)	
					19.52		16.71		25.65		
9	131	CZE	8	ZAVREL Jakub	6:05.29	(7)	10:34.05	(9)	15:03.94	(9)	F
							4:28.76	(7)	4:29.89	(8)	
					14.21		18.90		29.20		
10	138	JPN	26	SHIMOGAWA Hiroki	6:37.26	(10)	11:49.86	(10)	16:55.21	(10)	X
							5:12.60	(10)	5:05.35	(10)	
					46.18		1:34.71		2:20.47		

Progression System **Fastest 5 in each heat and 5 next best times qualify to Final.**

Legend:
F Qualified for Final X Eliminated

Timing and Results provided by Tissot

CMAMK1SHORT-----HEAT000200--_73 v1.0


Report Created SAT 9 AUG 2025 12:06

Page 1/1



CANOE MARATHON

Men's K1 Long Distance



Entry List by Event

As of WED 6 AUG 2025

Bib ARG

1 CACERES Juan

Bib CZE

8 ZAVREL Jakub

Bib GBR

17 RUSSELL James

Bib ITA

24 DAL BIANCO Andrea

Bib POL

32 WYSZKOWSKI Igor

Bib AUS

3 KIPPIN Joshua Frank

Bib DEN

10 PEDERSEN Mads Brandt

Bib GER

20 PAUFLER Nico

Bib JPN

26 SHIMOGAWA Hiroki

Bib POR

33 RAMALHO Jose

Bib BEL

5 COX Daan

Bib ESP

13 ALONSO Ivan

Bib HUN

21 NOE Balint

Bib NED

29 DEKKER Milan

Bib RSA

35 LOVEMORE Hamish

Bib CHN

6 DING Shengkai

Bib FRA

15 CANDY Jeremy

Bib IRL

23 DONNELLAN Paul


Bib NOR

30 VOLD Jon

Bib UKR

40 REDKO Maksym

Note:
List of NOCs by alphabetical order.



Event Ranking


As of SUN 10 AUG 2025

Rank	NOC Code	Name	
1	DEN	PEDERSEN Mads Brandt	
2	RSA	LOVEMORE Hamish	
3	POR	RAMALHO Jose	
4	FRA	CANDY Jeremy	
5	HUN	NOE Balint	
6	GBR	RUSSELL James	
7	GER	PAUFLER Nico	
8	AUS	KIPPIN Joshua Frank	
9	CZE	ZAVREL Jakub	
10	ITA	DAL BIANCO Andrea	
11	ESP	ALONSO Ivan	
12	NOR	VOLD Jon	
13	NED	DEKKER Milan	
14	UKR	REDKO Maksym	
15	ARG	CACERES Juan	
16	BEL	COX Daan	
17	IRL	DONNELLAN Paul	
18	POL	WYSZKOWSKI Igor	LAP
19	CHN	DING Shengkai	LAP
20	JPN	SHIMOGAWA Hiroki	LAP




Medallists

Medal	Name	NOC
GOLD	PEDERSEN Mads Brandt	DEN - Denmark
SILVER	LOVEMORE Hamish	RSA - South Africa
BRONZE	RAMALHO Jose	POR - Portugal



Start List

Start Order	Boat Bib	Final Race 26 17:15
1	191 POL 32 WYSZKOWSKI Igor	
2	192 ITA 24 DAL BIANCO Andrea	
3	193 IRL 23 DONNELLAN Paul	
4	194 CZE 8 ZAVREL Jakub	
5	195 CHN 6 DING Shengkai	
6	196 NOR 30 VOLD Jon	
7	197 POR 33 RAMALHO Jose	
8	198 RSA 35 LOVEMORE Hamish	
9	199 DEN 10 PEDERSEN Mads Brandt	
10	200 GBR 17 RUSSELL James	
11	201 ESP 13 ALONSO Ivan	
12	202 ARG 1 CACERES Juan	
13	203 BEL 5 COX Daan	
14	204 GER 20 PAUFLER Nico	
15	205 FRA 15 CANDY Jeremy	
16	206 HUN 21 NOE Balint	
17	207 JPN 26 SHIMOGAWA Hiroki	
18	208 NED 29 DEKKER Milan	
19	209 AUS 3 KIPPIN Joshua Frank	
20	210 UKR 40 REDKO Maksym	



Start Time: 17:20

Results

Race 26

Rank	Boat	NOC Code	Bib	Name	6400m	8400m	10400m	12400m	14400m	16400m	18400m	20400m	21400m
1	199	DEN	10	PEDERSEN Mads Brandt	27:41.33 (3)	36:39.58 (2) 8:58.25 (5)	45:23.31 (1) 8:43.73 (4)	54:08.38 (2) 8:45.07 (2)	1:02:47.23 (2) 8:38.85 (3)	1:11:48.03 (2) 9:00.80 (4)	1:20:48.59 (2) 9:00.56 (3)	1:29:58.37 (2) 9:09.78 (4)	1:35:28.44 (1) 5:30.07 (1)
					1.67	0.61		2.51	0.07	0.66	0.51	0.63	
2	198	RSA	35	LOVEMORE Hamish	27:39.66 (1)	36:38.97 (1) 8:59.31 (6)	45:24.53 (3) 8:45.56 (6)	54:05.87 (1) 8:41.34 (1)	1:02:47.16 (1) 8:41.29 (4)	1:11:47.37 (1) 9:00.21 (3)	1:20:48.08 (1) 9:00.71 (4)	1:29:57.74 (1) 9:09.66 (3)	1:35:39.17 (2) 5:41.43 (5) 10.73
							1.22						
3	197	POR	33	RAMALHO Jose	28:20.13 (7)	37:09.93 (7) 8:49.80 (2)	45:51.38 (5) 8:41.45 (1)	54:45.48 (4) 8:54.10 (4)	1:03:21.79 (3) 8:36.31 (1)	1:12:19.21 (3) 8:57.42 (2)	1:21:30.13 (3) 9:10.92 (5)	1:30:46.72 (3) 9:16.59 (7)	1:36:25.10 (3) 5:38.38 (4)
					40.47	30.96	28.07	39.61	34.63	31.84	42.05	48.98	56.66
4	205	FRA	15	CANDY Jeremy	28:18.18 (5)	37:09.90 (5) 8:51.72 (3)	45:51.59 (6) 8:41.69 (2)	54:45.86 (5) 8:54.27 (5)	1:03:23.42 (4) 8:37.56 (2)	1:12:20.22 (4) 8:56.80 (1)	1:21:32.84 (4) 9:12.62 (6)	1:30:48.15 (4) 9:15.31 (6)	1:36:32.68 (4) 5:44.53 (6) 1:04.24
					38.52	30.93	28.28	39.99	36.26	32.85	44.76	50.41	
5	206	HUN	21	NOE Balint	27:42.81 (4)	36:42.50 (4) 8:59.69 (7)	45:26.16 (4) 8:43.66 (3)	54:48.34 (6) 9:22.18 (11)	1:03:42.93 (6) 8:54.59 (5)	1:13:24.52 (6) 9:41.59 (15)	1:23:00.98 (6) 9:36.46 (14)	1:32:31.79 (6) 9:30.81 (13)	1:38:04.12 (5) 5:32.33 (2) 2:35.68
					3.15	3.53	2.85	42.47	55.77	1:37.15	2:12.90	2:34.05	
6	200	GBR	17	RUSSELL James	28:20.12 (6)	37:09.91 (6) 8:49.79 (1)	45:58.34 (7) 8:48.43 (7)	56:07.48 (7) 10:09.14 (18)	1:05:17.71 (8) 9:10.23 (7)	1:14:21.13 (7) 9:03.42 (5)	1:23:18.77 (7) 8:57.64 (1)	1:32:31.27 (5) 9:12.50 (5)	1:38:04.73 (6) 5:33.46 (3) 2:36.29
					40.46	30.94	35.03	2:01.61	2:30.55	2:33.76	2:30.69	2:33.53	
7	204	GER	20	PAUFLEER Nico	27:40.37 (2)	36:40.13 (3) 8:59.76 (8)	45:24.27 (2) 8:44.14 (5)	54:13.05 (3) 8:48.78 (3)	1:03:41.71 (5) 9:28.66 (12)	1:13:22.05 (5) 9:40.34 (14)	1:23:00.01 (5) 9:37.96 (15)	1:32:34.66 (7) 9:34.65 (14)	1:38:38.79 (7) 6:04.13 (13) 3:10.35
					0.71	1.16	0.96	7.18	54.55	1:34.68	2:11.93	2:36.92	
8	209	AUS	3	KIPPIN Joshua Frank	28:21.22 (8)	37:13.73 (8) 8:52.51 (4)	46:42.55 (8) 9:28.82 (11)	56:08.71 (8) 9:26.16 (12)	1:05:17.38 (7) 9:08.67 (6)	1:14:22.43 (8) 9:05.05 (6)	1:23:20.17 (8) 8:57.74 (2)	1:32:37.21 (8) 9:17.04 (8)	1:38:39.48 (8) 6:02.27 (12) 3:11.04
					41.56	34.76	1:19.24	2:02.84	2:30.22	2:35.06	2:32.09	2:39.47	
9	194	CZE	8	ZAVREL Jakub	29:18.89 (11)	38:26.22 (11) 9:07.33 (10)	47:33.97 (9) 9:07.75 (9)	56:44.57 (9) 9:10.60 (6)	1:06:01.89 (9) 9:17.32 (10)	1:15:23.16 (9) 9:21.27 (9)	1:24:55.28 (10) 9:32.12 (13)	1:33:52.44 (9) 8:57.16 (1)	1:39:40.71 (9) 5:48.27 (9) 4:12.27
					1:39.23	1:47.25	2:10.66	2:38.70	3:14.73	3:35.79	4:07.20	3:54.70	

Timing and Results provided by Tissot



Start Time: 17:20

Results

Race 26

Rank	Boat	NOC Code	Bib	Name	6400m	8400m	10400m	12400m	14400m	16400m	18400m	20400m	21400m
10	192	ITA	24	DAL BIANCO Andrea	29:21.97 (12)	38:27.96 (12)	47:35.17 (10)	56:46.06 (10)	1:06:02.87 (10)	1:15:23.72 (10)	1:24:54.32 (9)	1:33:56.08 (10)	1:39:43.02 (10)
					1:42.31	9:05.99 (9)	9:07.21 (8)	9:10.89 (8)	9:16.81 (8)	9:20.85 (8)	9:30.60 (10)	9:01.76 (2)	5:46.94 (8)
						1:48.99	2:11.86	2:40.19	3:15.71	3:36.35	4:06.24	3:58.34	4:14.58
11	201	ESP	13	ALONSO Ivan	28:26.15 (9)	37:59.32 (10)	47:35.70 (11)	56:47.12 (12)	1:06:04.25 (11)	1:15:26.44 (11)	1:25:05.96 (11)	1:34:32.23 (11)	1:40:56.23 (11)
						9:33.17 (17)	9:36.38 (15)	9:11.42 (9)	9:17.13 (9)	9:22.19 (12)	9:39.52 (16)	9:26.27 (12)	6:24.00 (15)
					46.49	1:20.35	2:12.39	2:41.25	3:17.09	3:39.07	4:17.88	4:34.49	5:27.79
12	196	NOR	30	VOLD Jon	28:35.55 (10)	37:58.52 (9)	47:36.23 (12)	56:47.11 (11)	1:07:01.21 (12)	1:17:21.58 (14)	1:26:41.41 (12)	1:36:02.23 (12)	1:41:48.82 (12)
						9:22.97 (14)	9:37.71 (17)	9:10.88 (7)	10:14.10 (19)	10:20.37 (18)	9:19.83 (7)	9:20.82 (11)	5:46.59 (7)
					55.89	1:19.55	2:12.92	2:41.24	4:14.05	5:34.21	5:53.33	6:04.49	6:20.38
13	208	NED	29	DEKKER Milan	29:41.46 (13)	39:05.87 (14)	48:42.53 (16)	58:25.63 (13)	1:07:58.17 (13)	1:17:20.35 (12)	1:26:45.31 (13)	1:36:05.18 (13)	1:41:57.97 (13)
						9:24.41 (16)	9:36.66 (16)	9:43.10 (14)	9:32.54 (13)	9:22.18 (11)	9:24.96 (8)	9:19.87 (10)	5:52.79 (10)
					2:01.80	2:26.90	3:19.22	4:19.76	5:11.01	5:32.98	5:57.23	6:07.44	6:29.53
14	210	UKR	40	REDKO Maksym	29:44.98 (16)	39:07.54 (16)	48:41.98 (15)	58:25.83 (14)	1:08:00.63 (14)	1:17:22.09 (15)	1:26:47.55 (14)	1:36:05.93 (14)	1:42:00.69 (14)
						9:22.56 (13)	9:34.44 (=13)	9:43.85 (15)	9:34.80 (16)	9:21.46 (10)	9:25.46 (9)	9:18.38 (9)	5:54.76 (11)
					2:05.32	2:28.57	3:18.67	4:19.96	5:13.47	5:34.72	5:59.47	6:08.19	6:32.25
15	202	ARG	1	CACERES Juan	31:02.31 (17)	40:15.54 (17)	49:47.14 (17)	59:03.14 (17)	1:08:26.32 (17)	1:17:50.33 (16)	1:27:21.95 (16)	1:37:16.79 (15)	1:43:21.27 (15)
						9:13.23 (11)	9:31.60 (12)	9:16.00 (10)	9:23.18 (11)	9:24.01 (13)	9:31.62 (11)	9:54.84 (15)	6:04.48 (14)
					3:22.65	3:36.57	4:23.83	4:57.27	5:39.16	6:02.96	6:33.87	7:19.05	7:52.83
16	203	BEL	5	COX Daan	29:42.99 (15)	39:06.88 (15)	48:41.32 (14)	58:26.78 (15)	1:08:08.96 (16)	1:17:50.69 (17)	1:27:22.53 (17)	1:37:18.12 (16)	1:43:46.50 (16)
						9:23.89 (15)	9:34.44 (=13)	9:45.46 (16)	9:42.18 (17)	9:41.73 (16)	9:31.84 (12)	9:55.59 (16)	6:28.38 (16)
					2:03.33	2:27.91	3:18.01	4:20.91	5:21.80	6:03.32	6:34.45	7:20.38	8:18.06
17	193	IRL	23	DONNELLAN Paul	29:42.58 (14)	39:02.34 (13)	48:40.41 (13)	58:29.26 (16)	1:08:02.33 (15)	1:17:21.16 (13)	1:27:14.75 (15)	1:38:25.40 (17)	1:45:37.80 (17)
						9:19.76 (12)	9:38.07 (18)	9:48.85 (17)	9:33.07 (14)	9:18.83 (7)	9:53.59 (17)	11:10.65 (17)	7:12.40 (17)
					2:02.92	2:23.37	3:17.10	4:23.39	5:15.17	5:33.79	6:26.67	8:27.66	10:09.36
18	191	POL	32	WYSZKOWSKI Igor	35:17.43 (20)	45:04.14 (20)	54:14.12 (20)	1:03:51.50 (19)	1:13:25.01 (18)	1:24:08.93 (18)	1:34:33.53 (18)		1:44:53.45 (18)
						9:46.71 (18)	9:09.98 (10)	9:37.38 (13)	9:33.51 (15)	10:43.92 (19)	10:24.60 (19)		
					7:37.77	8:25.17	8:50.81	9:45.63	10:37.85	12:21.56	13:45.45		9:25.01

-1L

Timing and Results provided by Tissot



Start Time: 17:20

Results


Race 26

Rank	Boat	NOC Code	Bib	Name	6400m	8400m	10400m	12400m	14400m	16400m	18400m	20400m	21400m	
19	195	CHN	6	DING Shengkai	31:27.39 (18)	42:03.91 (18) 10:36.52 (20)	52:55.60 (18) 10:51.69 (20)	1:03:28.80 (18) 10:33.20 (19)	1:13:35.06 (19) 10:06.26 (18)	1:25:06.69 (19) 11:31.63 (20)	1:35:29.47 (19) 10:22.78 (18)		1:45:36.05 (19)	-1L
					3:47.73	5:24.94	7:32.29	9:22.93	10:47.90	13:19.32	14:41.39		10:07.61	
20	207	JPN	26	SHIMOGAWA Hiroki	32:25.68 (19)	42:58.24 (19) 10:32.56 (19)	53:23.26 (19) 10:25.02 (19)	1:04:17.32 (20) 10:54.06 (20)	1:14:51.09 (20) 10:33.77 (20)	1:25:06.71 (20) 10:15.62 (17)	1:35:35.27 (20) 10:28.56 (20)		1:45:40.66 (20)	-1L
					4:46.02	6:19.27	7:59.95	10:11.45	12:03.93	13:19.34	14:47.19		10:12.22	



CANOE MARATHON

Women's K1 Short Distance



Entry List by Event

As of WED 6 AUG 2025

Bib ARG

2 COLLUEQUE Cecilia

Bib AUS

4 MANN Rebecca

Bib CHN

7 ZHOU Yue Xin

Bib CZE

9 MILOVA Katerina

Bib DEN

11 HOSTRUP Pernille

Bib ESP

12 BARRIOS Eva

Bib EST

14 BAUM Anette

Bib FRA

16 FOREST Mathilde

Bib GBR

18 JOHNSON Melissa

Bib GER

19 HEUSER Caroline

Bib HUN

22 KISZLI Vanda

Bib ITA

25 CICALI Susanna

Bib JPN

27 TOHDA Honami

Bib NED

28 SCHIPHORST Kitty

Bib NZL

31 KEMP Emma

Bib POR

34 SANTOS REI Maria

Bib RSA

36 HOCKLY Saskia

Bib SRB

37 BEDOCS Krisztina

Bib SVK

38 SVECOVA Romana

Bib SWE

39 ANDERSSON Melina

Note:
List of NOCs by alphabetical order.




Event Ranking

As of SAT 9 AUG 2025


Rank	NOC Code	Name	
Final			
1	SWE	ANDERSSON Melina	
2	HUN	KISZLI Vanda	
3	ITA	CICALI Susanna	
4	DEN	HOSTRUP Pernille	
5	ESP	BARRIOS Eva	
6	POR	SANTOS REI Maria	
7	CZE	MILOVA Katerina	
8	AUS	MANN Rebecca	
9	NZL	KEMP Emma	
10	SVK	SVECOVA Romana	
11	GER	HEUSER Caroline	
12	NED	SCHIPHORST Kitty	
13	GBR	JOHNSON Melissa	
14	SRB	BEDOCS Krisztina	
15	CHN	ZHOU Yue Xin	DNF
Eliminated in Heats			
16	FRA	FOREST Mathilde	
17	RSA	HOCKLY Saskia	
18	ARG	COLLUEQUE Cecilia	
19	EST	BAUM Anette	
20	JPN	TOHDA Honami	

Legend:
DNF Did Not Finish



Medallists

Medal	Name	NOC
GOLD	ANDERSSON Melina	SWE - Sweden
SILVER	KISZLI Vanda	HUN - Hungary
BRONZE	CICALI Susanna	ITA - Italy



Start List

Start Order	Boat Bib	Final Race 18 17:00
1	141 SVK 38 SVECOVA Romana	
2	142 NZL 31 KEMP Emma	
3	143 GBR 18 JOHNSON Melissa	
4	144 SRB 37 BEDOCS Krisztina	
5	145 ESP 12 BARRIOS Eva	
6	146 CHN 7 ZHOU Yue Xin	
7	147 AUS 4 MANN Rebecca	
8	148 SWE 39 ANDERSSON Melina	
9	149 HUN 22 KISZLI Vanda	
10	150 ITA 25 CICALI Susanna	
11	151 GER 19 HEUSER Caroline	
12	152 DEN 11 HOSTRUP Pernille	
13	153 POR 34 SANTOS REI Maria	
14	154 CZE 9 MILOVA Katerina	
15	155 NED 28 SCHIPHORST Kitty	



SAT 9 AUG 2025

Start Time: 16:58

Results

Race 18


Rank	Boat	NOC Code	Bib	Name	1400m		2400m		3400m	
1	148	SWE	39	ANDERSSON Melina	6:19.32	(1)	10:54.96	(1)	15:20.64	(1)
							4:35.64	(1)	4:25.68	(1)
2	149	HUN	22	KISZLI Vanda	6:21.10	(3)	10:57.87	(2)	15:36.86	(2)
					1.78		4:36.77	(2)	4:38.99	(2)
							2.91		16.22	
3	150	ITA	25	CICALI Susanna	6:20.96	(2)	11:04.66	(3)	15:43.79	(3)
					1.64		4:43.70	(3)	4:39.13	(3)
							9.70		23.15	
4	152	DEN	11	HOSTRUP Pernille	6:22.89	(4)	11:20.78	(4)	16:05.49	(4)
					3.57		4:57.89	(9)	4:44.71	(7)
							25.82		44.85	
5	145	ESP	12	BARRIOS Eva	6:27.02	(5)	11:21.19	(5)	16:06.01	(5)
					7.70		4:54.17	(6)	4:44.82	(8)
							26.23		45.37	
6	153	POR	34	SANTOS REI Maria	6:31.78	(8)	11:22.72	(6)	16:07.97	(6)
					12.46		4:50.94	(4)	4:45.25	(10)
							27.76		47.33	
7	154	CZE	9	MILOVA Katerina	6:30.44	(7)	11:26.07	(7)	16:08.57	(7)
					11.12		4:55.63	(7)	4:42.50	(4)
							31.11		47.93	
8	147	AUS	4	MANN Rebecca	6:27.73	(6)	11:27.38	(8)	16:12.40	(8)
					8.41		4:59.65	(11)	4:45.02	(9)
							32.42		51.76	
9	142	NZL	31	KEMP Emma	6:39.20	(11)	11:36.59	(10)	16:20.01	(9)
					19.88		4:57.39	(8)	4:43.42	(6)
							41.63		59.37	
10	141	SVK	38	SVECOVA Romana	6:44.36	(12)	11:38.52	(11)	16:21.27	(10)
					25.04		4:54.16	(5)	4:42.75	(5)
							43.56		1:00.63	
11	151	GER	19	HEUSER Caroline	6:36.09	(9)	11:35.08	(9)	16:24.34	(11)
					16.77		4:58.99	(10)	4:49.26	(11)
							40.12		1:03.70	
12	155	NED	28	SCHIPHORST Kitty	6:37.93	(10)	11:38.69	(12)	16:28.91	(12)
					18.61		5:00.76	(13)	4:50.22	(12)
							43.73		1:08.27	
13	143	GBR	18	JOHNSON Melissa	6:51.67	(13)	11:52.04	(13)	16:46.89	(13)
					32.35		5:00.37	(12)	4:54.85	(13)
							57.08		1:26.25	
14	144	SRB	37	BEDOCS Krisztina	6:53.32	(14)	12:01.22	(14)	17:10.11	(14)
					34.00		5:07.90	(14)	5:08.89	(14)
							1:06.26		1:49.47	
	146	CHN	7	ZHOU Yue Xin					DNF	

Timing and Results provided by Tissot

CMAWK1SHORT-----FNL-000100--_73 v1.0

Report Created SAT 9 AUG 2025 17:16

Page 1/2



Start Time: 16:58

Results

Race 18

Legend:
DNF Did Not Finish



Start List

Start Order	Boat Bib	Heat 1 Race 3 9:20	Boat Bib	Heat 2 Race 4 9:50
1	101	CHN 7 ZHOU Yue Xin	111	CZE 9 MILOVA Katerina
2	102	DEN 11 HOSTRUP Pernille	112	ESP 12 BARRIOS Eva
3	103	ARG 2 COLLUEQUE Cecilia	113	NZL 31 KEMP Emma
4	104	JPN 27 TOHDA Honami	114	SWE 39 ANDERSSON Melina
5	105	ITA 25 CICALI Susanna	115	RSA 36 HOCKLY Saskia
6	106	HUN 22 KISZLI Vanda	116	GER 19 HEUSER Caroline
7	107	SRB 37 BEDOCS Krisztina	117	NED 28 SCHIPHORST Kitty
8	108	GBR 18 JOHNSON Melissa	118	SVK 38 SVECOVA Romana
9	109	FRA 16 FOREST Mathilde	119	POR 34 SANTOS REI Maria
10	110	EST 14 BAUM Anette	120	AUS 4 MANN Rebecca

Progression System: **Fastest 5 in each heat and 5 next best times qualify to Final.**



SAT 9 AUG 2025

Results


Start Time: 9:21

Race 3

Rank	Boat	NOC Code	Bib	Name	1400m		2400m		3400m		
1	106	HUN	22	KISZLI Vanda	6:38.38	(1)	11:28.58	(1)	16:17.16	(1)	F
							4:50.20	(2)	4:48.58	(3)	
2	105	ITA	25	CICALI Susanna	6:38.49	(2)	11:28.70	(2)	16:18.02	(2)	F
					0.11		4:50.21	(3)	4:49.32	(5)	
							0.12		0.86		
3	101	CHN	7	ZHOU Yue Xin	6:43.83	(5)	11:35.92	(4)	16:21.72	(3)	F
							4:52.09	(4)	4:45.80	(1)	
					5.45		7.34		4.56		
4	102	DEN	11	HOSTRUP Pernille	6:40.28	(3)	11:30.43	(3)	16:31.26	(4)	F
							4:50.15	(1)	5:00.83	(6)	
					1.90		1.85		14.10		
5	107	SRB	37	BEDOCS Krisztina	6:42.28	(4)	11:47.18	(5)	16:35.83	(5)	F
							5:04.90	(6)	4:48.65	(4)	
					3.90		18.60		18.67		
6	108	GBR	18	JOHNSON Melissa	6:53.20	(6)	11:49.74	(6)	16:36.77	(6)	F
							4:56.54	(5)	4:47.03	(2)	
					14.82		21.16		19.61		
7	109	FRA	16	FOREST Mathilde	7:02.56	(7)	12:09.40	(7)	17:18.97	(7)	X
							5:06.84	(7)	5:09.57	(7)	
					24.18		40.82		1:01.81		
8	103	ARG	2	COLLUEQUE Cecilia	7:03.96	(9)	12:18.54	(8)	17:36.85	(8)	X
							5:14.58	(8)	5:18.31	(9)	
					25.58		49.96		1:19.69		
9	110	EST	14	BAUM Anette	7:03.52	(8)	12:23.18	(9)	17:38.22	(9)	X
							5:19.66	(9)	5:15.04	(8)	
					25.14		54.60		1:21.06		
10	104	JPN	27	TOHDA Honami	7:56.88	(10)	13:50.10	(10)	19:37.73	(10)	X
							5:53.22	(10)	5:47.63	(10)	
					1:18.50		2:21.52		3:20.57		

Progression System **Fastest 5 in each heat and 5 next best times qualify to Final.**

Legend:
F Qualified for Final X Eliminated



Start Time: 9:50

Results

Race 4

Rank	Boat	NOC Code	Bib	Name	1400m		2400m		3400m		
1	114	SWE	39	ANDERSSON Melina	6:31.24	(1)	11:17.54 4:46.30	(1) (2)	16:07.90 4:50.36	(1) (2)	F
2	120	AUS	4	MANN Rebecca	6:34.14	(3)	11:17.98 4:43.84 2.90	(2) (1) 0.44	16:17.87 4:59.89 9.97	(2) (9)	F
3	116	GER	19	HEUSER Caroline	6:35.91	(4)	11:30.12 4:54.21 4.67	(3) (3) 12.58	16:28.49 4:58.37 20.59	(3) (8)	F
4	112	ESP	12	BARRIOS Eva	6:33.61	(2)	11:31.86 4:58.25 2.37	(4) (5) 14.32	16:29.60 4:57.74 21.70	(4) (7)	F
5	119	POR	34	SANTOS REI Maria	6:39.48	(5)	11:40.27 5:00.79 8.24	(5) (9) 22.73	16:36.46 4:56.19 28.56	(5) (6)	F
6	111	CZE	9	MILOVA Katerina	6:47.71	(7)	11:46.11 4:58.40 16.47	(7) (6) 28.57	16:37.20 4:51.09 29.30	(6) (3)	F
7	113	NZL	31	KEMP Emma	6:49.25	(9)	11:45.72 4:56.47 18.01	(6) (4) 28.18	16:37.25 4:51.53 29.35	(7) (4)	F
8	117	NED	28	SCHIPHORST Kitty	6:48.67	(8)	11:47.87 4:59.20 17.43	(8) (7) 30.33	16:40.50 4:52.63 32.60	(8) (5)	F
9	118	SVK	38	SVECOVA Romana	6:50.68	(10)	11:51.21 5:00.53 19.44	(9) (8) 33.67	16:40.53 4:49.32 32.63	(9) (1)	F
10	115	RSA	36	HOCKLY Saskia	6:43.46	(6)	11:51.78 5:08.32 12.22	(10) (10) 34.24	17:28.48 5:36.70 1:20.58	(10) (10)	X

Progression System **Fastest 5 in each heat and 5 next best times qualify to Final.**

Legend:
F Qualified for Final X Eliminated



CANOE MARATHON

Women's K1 Long Distance



Entry List by Event

As of WED 6 AUG 2025

Bib ARG

2 COLLUEQUE Cecilia

Bib AUS

4 MANN Rebecca

Bib CHN

7 ZHOU Yue Xin

Bib CZE

9 MILOVA Katerina

Bib DEN

11 HOSTRUP Pernille

Bib ESP

12 BARRIOS Eva

Bib EST

14 BAUM Anette

Bib FRA

16 FOREST Mathilde

Bib GBR

18 JOHNSON Melissa

Bib GER

19 HEUSER Caroline

Bib HUN

22 KISZLI Vanda

Bib ITA

25 CICALI Susanna

Bib JPN

27 TOHDA Honami

Bib NED

28 SCHIPHORST Kitty

Bib NZL

31 KEMP Emma

Bib POR

34 SANTOS REI Maria

Bib RSA

36 HOCKLY Saskia

Bib SRB

37 BEDOCS Krisztina


Bib SVK

38 SVECOVA Romana

Bib SWE

39 ANDERSSON Melina

Note:
List of NOCs by alphabetical order.



Event Ranking


As of SUN 10 AUG 2025

Rank	NOC Code	Name	
Final			
1	SWE	ANDERSSON Melina	
2	HUN	KISZLI Vanda	
3	DEN	HOSTRUP Pernille	
4	POR	SANTOS REI Maria	
5	CZE	MILOVA Katerina	
6	ESP	BARRIOS Eva	
7	CHN	ZHOU Yue Xin	
8	AUS	MANN Rebecca	
9	RSA	HOCKLY Saskia	
10	NED	SCHIPHORST Kitty	
11	SVK	SVECOVA Romana	
12	GER	HEUSER Caroline	
13	NZL	KEMP Emma	
14	GBR	JOHNSON Melissa	
15	EST	BAUM Anette	LAP
16	FRA	FOREST Mathilde	LAP
17	ARG	COLLUEQUE Cecilia	LAP
18	ITA	CICALI Susanna	DNF
18	SRB	BEDOCS Krisztina	DNF
	JPN	TOHDA Honami	DNS

Legend:

DNF Did Not Finish **DNS** Did Not Start

Timing and Results provided by Tissot




Medallists

Medal	Name	NOC
GOLD	ANDERSSON Melina	SWE - Sweden
SILVER	KISZLI Vanda	HUN - Hungary
BRONZE	HOSTRUP Pernille	DEN - Denmark



Start List

Start Order	Boat Bib	Final Race 25 15:15
1	171 SVK 38 SVECOVA Romana	
2	172 JPN 27 TOHDA Honami	
3	173 FRA 16 FOREST Mathilde	
4	174 CZE 9 MILOVA Katerina	
5	175 POR 34 SANTOS REI Maria	
6	176 DEN 11 HOSTRUP Pernille	
7	177 ARG 2 COLLUEQUE Cecilia	
8	178 ITA 25 CICALI Susanna	
9	179 SWE 39 ANDERSSON Melina	
10	180 RSA 36 HOCKLY Saskia	
11	181 GBR 18 JOHNSON Melissa	
12	182 CHN 7 ZHOU Yue Xin	
13	183 AUS 4 MANN Rebecca	
14	184 NZL 31 KEMP Emma	
15	185 EST 14 BAUM Anette	
16	186 NED 28 SCHIPHORST Kitty	
17	187 SRB 37 BEDOCS Krisztina	
18	188 GER 19 HEUSER Caroline	
19	189 ESP 12 BARRIOS Eva	
20	190 HUN 22 KISZLI Vanda	



Start Time: 15:14


Results

Race 25

REVISED
10 AUG 17:36

Rank	Boat	NOC Code	Bib	Name	6400m	8400m	10400m	12400m	14400m	16400m	18400m	20400m	21400m
1	179	SWE	39	ANDERSSON Melina	30:21.67 (1)	40:11.58 (1) 9:49.91 (3)	50:14.35 (1) 10:02.77 (2)	1:00:30.57 (1) 10:16.22 (2)	1:10:58.58 (1) 10:28.01 (1)	1:21:30.83 (1) 10:32.25 (1)	1:31:46.30 (1) 10:15.47 (1)	1:41:48.56 (1) 10:02.26 (1)	1:48:11.11 (1) 6:22.55 (1)
2	190	HUN	22	KISZLI Vanda	30:23.51 (3) 1.84	40:12.46 (2) 9:48.95 (2) 0.88	50:15.13 (2) 10:02.67 (1) 0.78	1:00:31.11 (2) 10:15.98 (1) 0.54	1:10:59.39 (2) 10:28.28 (2) 0.81	1:21:33.70 (2) 10:34.31 (3) 2.87	1:32:10.92 (2) 10:37.22 (3) 24.62	1:43:01.19 (2) 10:50.27 (7) 1:12.63	1:49:54.75 (2) 6:53.56 (9) 1:43.64
3	176	DEN	11	HOSTRUP Pernille	31:12.48 (11) 50.81	41:11.42 (6) 9:58.94 (4) 59.84	51:30.46 (7) 10:19.04 (4) 1:16.11	1:02:12.62 (4) 10:42.16 (4) 1:42.05	1:12:48.47 (3) 10:35.85 (5) 1:49.89	1:23:25.05 (3) 10:36.58 (4) 1:54.22	1:34:05.18 (4) 10:40.13 (6) 2:18.88	1:44:40.23 (3) 10:35.05 (2) 2:51.67	1:51:16.60 (3) 6:36.37 (2) 3:05.49
4	175	POR	34	SANTOS REI Maria	30:27.55 (5) 5.88	40:50.95 (5) 10:23.40 (10) 39.37	51:26.39 (5) 10:35.44 (10) 1:12.04	1:02:10.95 (3) 10:44.56 (6) 1:40.38	1:12:48.79 (4) 10:37.84 (6) 1:50.21	1:23:27.51 (4) 10:38.72 (5) 1:56.68	1:34:03.07 (3) 10:35.56 (2) 2:16.77	1:44:43.57 (4) 10:40.50 (4) 2:55.01	1:51:23.75 (4) 6:40.18 (3) 3:12.64
5	174	CZE	9	MILOVA Katerina	30:56.55 (=8) 34.88	41:14.44 (8) 10:17.89 (6) 1:02.86	51:26.42 (6) 10:11.98 (3) 1:12.07	1:02:20.98 (8) 10:54.56 (11) 1:50.41	1:12:54.79 (7) 10:33.81 (3) 1:56.21	1:23:28.28 (5) 10:33.49 (2) 1:57.45	1:34:05.83 (5) 10:37.55 (5) 2:19.53	1:44:50.01 (5) 10:44.18 (5) 3:01.45	1:51:36.77 (5) 6:46.76 (6) 3:25.66
6	189	ESP	12	BARRIOS Eva	30:25.40 (4) 3.73	40:44.76 (3) 10:19.36 (7) 33.18	51:24.01 (3) 10:39.25 (13) 1:09.66	1:02:16.15 (6) 10:52.14 (9) 1:45.58	1:12:50.72 (5) 10:34.57 (4) 1:52.14	1:23:31.55 (6) 10:40.83 (6) 2:00.72	1:34:23.87 (6) 10:52.32 (8) 2:37.57	1:45:00.97 (6) 10:37.10 (3) 3:12.41	1:51:53.84 (6) 6:52.87 (8) 3:42.73
7	182	CHN	7	ZHOU Yue Xin	31:06.27 (10) 44.60	41:12.61 (7) 10:06.34 (5) 1:01.03	51:40.02 (8) 10:27.41 (5) 1:25.67	1:02:19.15 (7) 10:39.13 (3) 1:48.58	1:13:00.65 (8) 10:41.50 (8) 2:02.07	1:24:02.81 (7) 11:02.16 (8) 2:31.98	1:34:52.66 (8) 10:49.85 (7) 3:06.36	1:45:40.35 (7) 10:47.69 (6) 3:51.79	1:52:21.84 (7) 6:41.49 (4) 4:10.73
8	183	AUS	4	MANN Rebecca	30:54.14 (7) 32.47	41:14.84 (9) 10:20.70 (9) 1:03.26	51:47.19 (9) 10:32.35 (6) 1:32.84	1:02:30.03 (9) 10:42.84 (5) 1:59.46	1:13:21.56 (9) 10:51.53 (9) 2:22.98	1:24:11.63 (8) 10:50.07 (7) 2:40.80	1:34:49.16 (7) 10:37.53 (4) 3:02.86	1:45:41.20 (8) 10:52.04 (9) 3:52.64	1:52:24.56 (8) 6:43.36 (5) 4:13.45
9	180	RSA	36	HOCKLY Saskia	30:28.48 (6) 6.81	40:48.00 (4) 10:19.52 (8) 36.42	51:25.12 (4) 10:37.12 (12) 1:10.77	1:02:14.44 (5) 10:49.32 (7) 1:43.87	1:12:53.26 (6) 10:38.82 (7) 1:54.68	1:24:47.96 (9) 11:54.70 (16) 3:17.13	1:35:55.80 (9) 11:07.84 (11) 4:09.50	1:47:15.34 (9) 11:19.54 (12) 5:26.78	1:54:18.72 (9) 7:03.38 (11) 6:07.61

Timing and Results provided by Tissot



Start Time: 15:14

Results

Race 25

REVISED
10 AUG 17:36

Rank	Boat	NOC Code	Bib	Name	6400m	8400m	10400m	12400m	14400m	16400m	18400m	20400m	21400m	
10	186	NED	28	SCHIPHORST Kitty	31:46.74 (13) 1:25.07	42:28.08 (13) 10:41.34 (13) 2:16.50	53:01.54 (11) 10:33.46 (8) 2:47.19	1:03:58.83 (10) 10:57.29 (12) 3:28.26	1:14:57.40 (10) 10:58.57 (10) 3:58.82	1:26:01.70 (10) 11:04.30 (10) 4:30.87	1:36:55.04 (10) 10:53.34 (9) 5:08.74	1:47:46.36 (10) 10:51.32 (8) 5:57.80	1:54:39.07 (10) 6:52.71 (7) 6:27.96	
11	171	SVK	38	SVECOVA Romana	31:49.11 (16) 1:27.44	42:29.53 (=14) 10:40.42 (12) 2:17.95	53:06.46 (13) 10:36.93 (11) 2:52.11	1:03:59.86 (12) 10:53.40 (10) 3:29.29	1:14:59.13 (12) 10:59.27 (11) 4:00.55	1:26:03.19 (11) 11:04.06 (9) 4:32.36	1:36:59.28 (11) 10:56.09 (10) 5:12.98	1:48:13.25 (11) 11:13.97 (11) 6:24.69	1:55:13.06 (11) 6:59.81 (10) 7:01.95	
12	188	GER	19	HEUSER Caroline	31:23.44 (12) 1:01.77	42:12.43 (10) 10:48.99 (15) 2:00.85	53:23.01 (14) 11:10.58 (15) 3:08.66	1:04:13.98 (14) 10:50.97 (8) 3:43.41	1:15:25.96 (13) 11:11.98 (13) 4:27.38	1:26:39.17 (12) 11:13.21 (11) 5:08.34	1:38:20.42 (12) 11:41.25 (13) 6:34.12	1:49:46.71 (12) 11:26.29 (13) 7:58.15	1:57:02.34 (12) 7:15.63 (12) 8:51.23	
13	184	NZL	31	KEMP Emma	32:52.67 (17) 2:31.00	43:46.81 (17) 10:54.14 (16) 3:35.23	54:38.69 (15) 10:51.88 (14) 4:24.34	1:05:39.36 (15) 11:00.67 (15) 5:08.79	1:17:16.65 (14) 11:37.29 (16) 6:18.07	1:28:40.50 (13) 11:23.85 (12) 7:09.67	1:39:50.32 (13) 11:09.82 (12) 8:04.02	1:50:49.71 (13) 10:59.39 (10) 9:01.15	1:58:08.33 (13) 7:18.62 (13) 9:57.22	
14	181	GBR	18	JOHNSON Melissa	31:48.55 (15) 1:26.88	42:28.06 (12) 10:39.51 (11) 2:16.48	53:01.01 (10) 10:32.95 (7) 2:46.66	1:03:59.64 (11) 10:58.63 (13) 3:29.07	1:14:59.05 (11) 10:59.41 (12) 4:00.47	1:29:18.22 (14) 14:19.17 (17) 7:47.39	1:41:44.13 (14) 12:25.91 (14) 9:57.83		2:01:12.04 (14) 13:00.93	
15	185	EST	14	BAUM Anette	30:56.55 (=8) 34.88	45:12.46 (19) 14:15.91 (19) 5:00.88	56:34.54 (17) 11:22.08 (17) 6:20.19	1:08:15.05 (17) 11:40.51 (17) 7:44.48	1:19:54.64 (16) 11:39.59 (17) 8:56.06	1:31:35.91 (16) 11:41.27 (14) 10:05.08			1:49:57.04 (15) 1:45.93	-1L
16	173	FRA	16	FOREST Mathilde	33:35.77 (18) 3:14.10	44:44.11 (18) 11:08.34 (17) 4:32.53	56:05.53 (16) 11:21.42 (16) 5:51.18	1:07:36.40 (16) 11:30.87 (16) 7:05.83	1:19:12.37 (15) 11:35.97 (14) 8:13.79	1:30:37.90 (15) 11:25.53 (13) 9:07.07			1:50:28.69 (16) 2:17.58	-1L
17	177	ARG	2	COLLUEQUE Cecilia	33:37.17 (19) 3:15.50	42:29.53 (=14) 8:52.36 (1) 2:17.95	56:35.49 (18) 14:05.96 (18) 6:21.14	1:08:19.44 (18) 11:43.95 (18) 7:48.87	1:19:56.16 (17) 11:36.72 (15) 8:57.58	1:31:47.32 (17) 11:51.16 (15) 10:16.49			1:51:43.71 (17) 3:32.60	-1L
	178	ITA	25	CICALI Susanna	30:23.13 (2) 1.46	42:12.58 (11) 11:49.45 (18) 2:01.00								DNF

Timing and Results provided by Tissot



Start Time: 15:14

Results

Race 25

REVISED
10 AUG 17:36

Rank	Boat	NOC Code	Bib	Name	6400m	8400m	10400m	12400m	14400m	16400m	18400m	20400m	21400m	
187	SRB	37	BEDOC	Krisztina	31:48.33 (14)	42:29.93 (16)	53:03.88 (12)	1:04:03.44 (13)						DNF
					1:26.66	2:18.35	2:49.53	3:32.87						
172	JPN	27	TOHDA	Honami										DNS

Legend:

=

Equal sign indicates that two or more athletes share the same secondary rank

DNF

Did Not Finish

DNS

Did Not Start